

All information disclosed herein was originated by, and shall remain the property of Vector Electronic Co., which reserves all patent, proprietary, design use, sale, manufacturing and reproduction rights thereto. Vector Electronic Co. retains and reserves sole right to modify or alter any part or all of this drawing without notice.

REV.	ZONE	REVISIONS DESCRIPTION	DATE	APRVL
-	-	RELEASED FOR PROD.	10/29/79	WWS

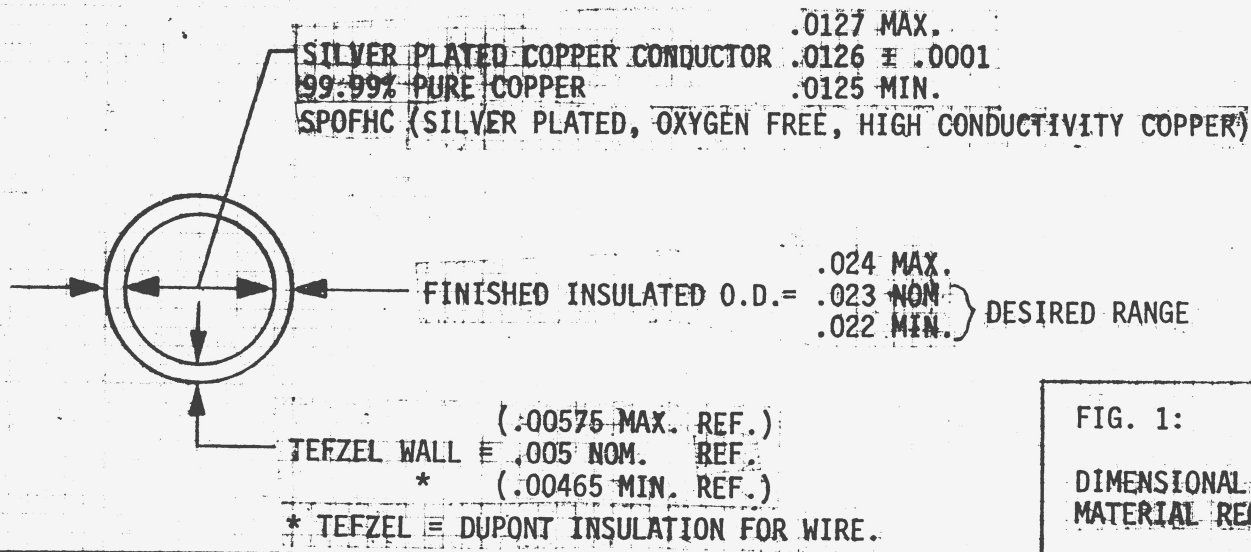


FIG. 1:  
DIMENSIONAL AND MATERIAL REQUIREMENTS

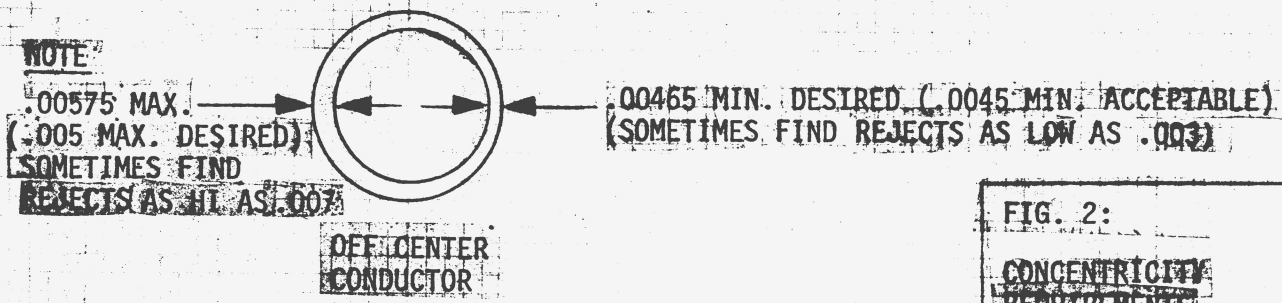


FIG. 2:  
CONCENTRICITY REQUIREMENTS

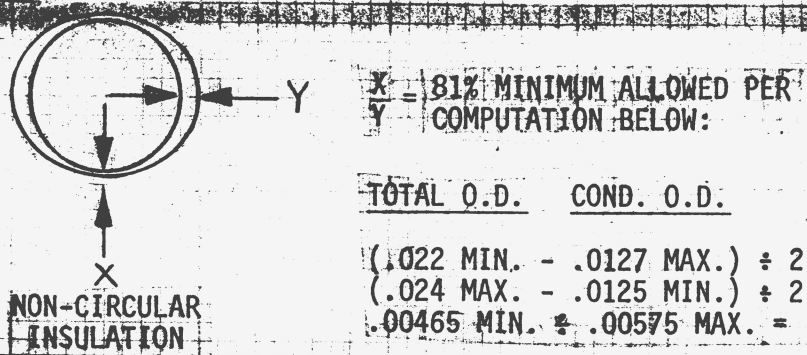


FIG. 3:  
CIRCULARITY REQUIREMENTS

2323A28-18	YELLOW	W28-6F
2323A28-17	WHITE	W28-6E
2323A28-16	GREEN	W28-6A
2323A28-15	RED	W28-6B

PART NO.	COLOR OR INSULATION	U/O CATALOG NO.
⚠		

3. SPOOL: 11½ X ½ FLANGE DIA. 8" ± ¼ MANDREL DIA., 3½ ± ¼ MANDREL LENGTH.
2. REFERENCE UL1516/1523.
- ⚠ 10,000 FT. OF WIRE PER SPOOL. SINGLE CONTINUOUS LENGTH.

TOL. Unless Otherwise Spec. FRACTION: ± DECIMAL: ± ANGULAR: ±	SCALE	TITLE: AWG 28 TEFZEL WIRE	PART NO. OR REF. SEE TABLE	REV. —
DWN. D.P.	DATE 10-29-79	APPD. WWS 10-29-79	DRAWING NO. M6183-B5.1	1/1
VECTOR ELECTRONIC CO. SYLMAR (Los Angeles) CALIF.				